



# I-Force Linear Motors

Cable Change Reference  
410 Forcer



ENGINEERING **YOUR** SUCCESS.

## Purpose

This document shows the changes made to the cable coming from the Trilogy Linear Motor Forcers. Find the WDx in the part number ordered and then find the old and new wiring illustrations below.

**At this time, August 4<sup>th</sup> 2008, this change influences the 410 forcers only.**

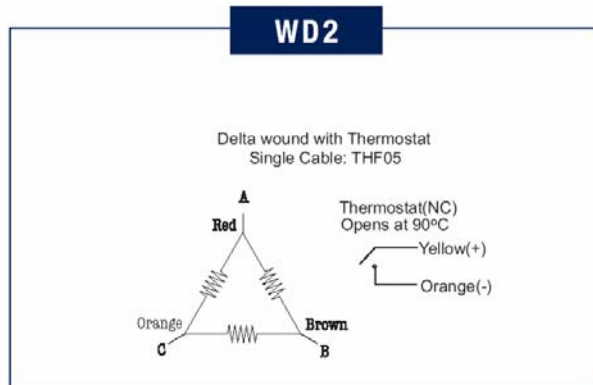
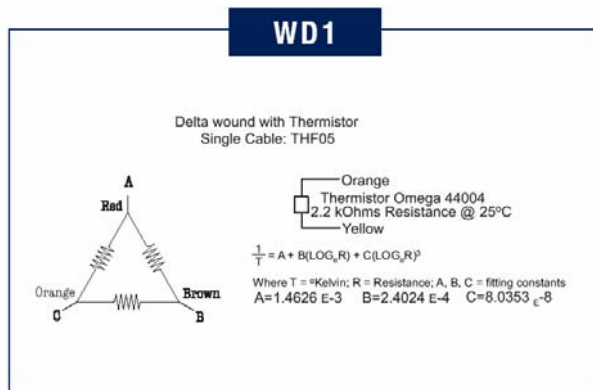
## THF05 Cable Change

- An 18AWL green/yellow ground wire was added
- A yellow stripe was added to the red, brown and orange phase wires
- Outer diameter increased from 0.237" to 0.267"
- Cable meets certain UL requirements as marked

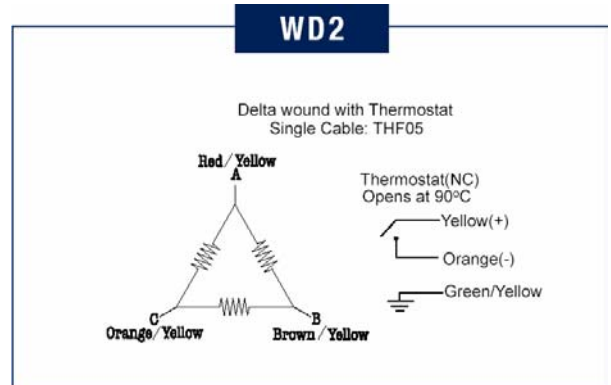
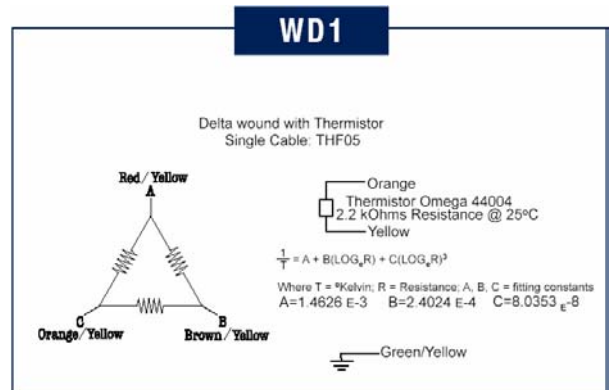
## 410 Forcers – Single Cable

- Old cable is noted on left of page, new cable on right. NOTICE COLOR CHANGES.

### OLD CABLE



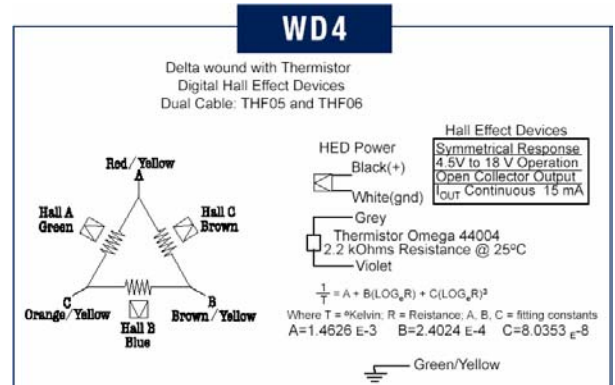
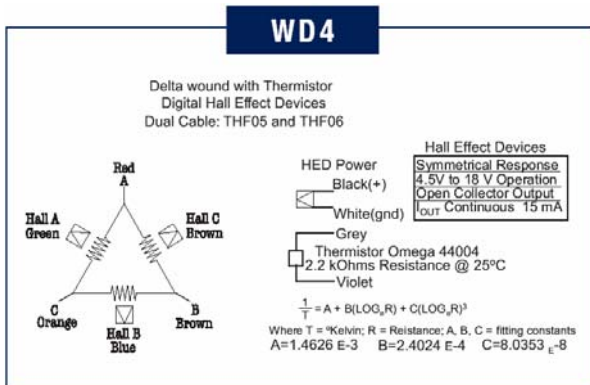
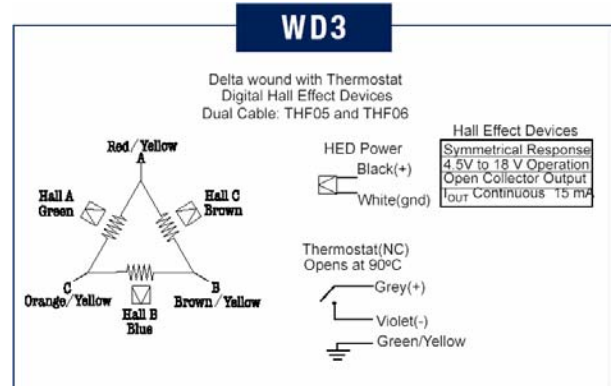
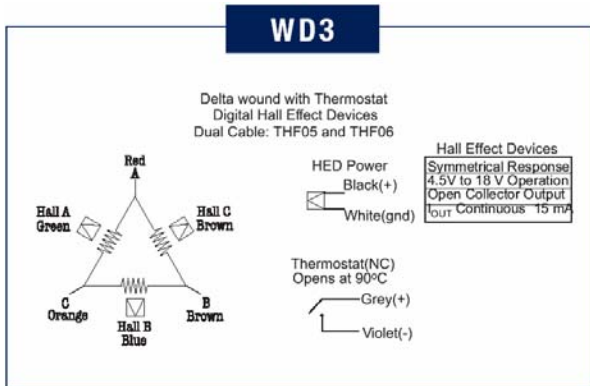
### NEW CABLE



## 410 Forcers – Dual Cable

- NOTE: THF06 has not changed

### OLD CABLE





Parker Hannifin Corporation  
Electromechanical Automation Division  
5500 Business Park Drive  
Rohnert Park, CA 94928  
[parkermotion.com](http://parkermotion.com)

