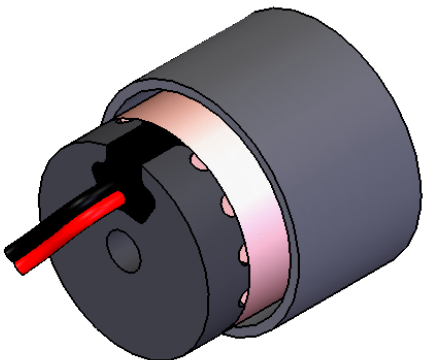
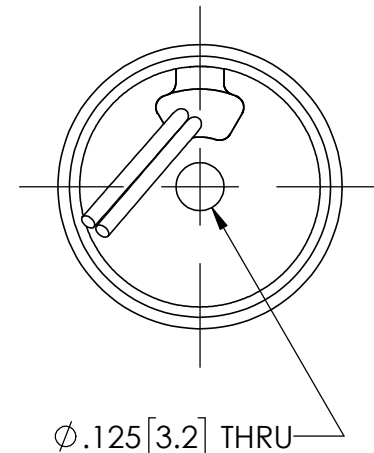
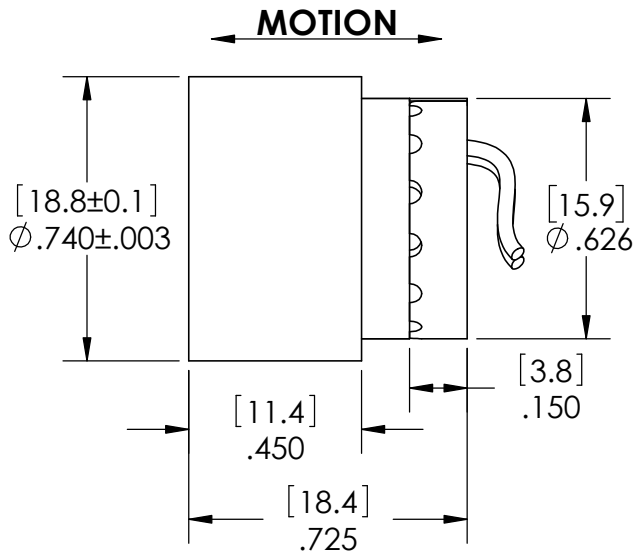
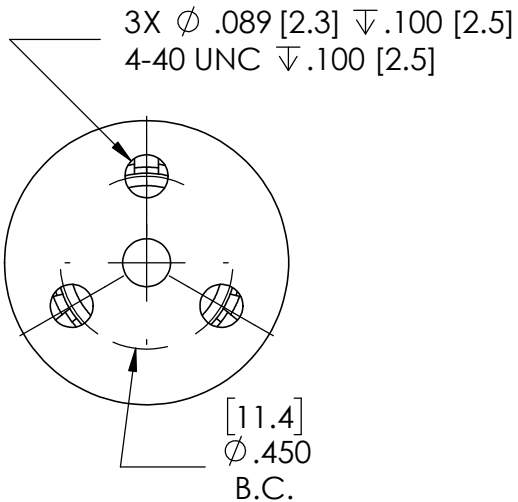


ACTUATOR SHOWN AT MIDSTROKE

| REVISION TABLE | | | | | |
|----------------|------|---------------------------|--------|----------|----------|
| REV | ECN# | DESCRIPTION | REV BY | APPROVED | DATE |
| --- | --- | Original Drawing | JRM | MPW | 11-27-07 |
| A | --- | Added specification sheet | JRM | MPW | 11-27-07 |



1

2

3

4

5

A

A

B

B

C

C

D

D

MOVING COIL NON-COMM ACTUATOR SPECIFICATIONS

| | | |
|--------------------------|---------------------|-------------------|
| Motor P/N | NCC03-07-001-1V | |
| Stroke | 0.25" | 6.4 mm |
| Radial Clearance | 0.030" per side | 0.76 mm per side |
| Bearing Type | None Provided | |
| Moving Mass | 0.25 oz | 7 grams |
| Total Mass | 0.67 oz | 19 grams |
| Resistance @ 20C | 9.6 ohms | |
| Inductance @ 20C | 1.4 mH | |
| Electrical Time Constant | 140 μ sec | |
| Motor Constant | 0.19 LBS/SQRT(Watt) | 0.83 N/SQRT(Watt) |
| Force Constant | 0.58 LBS/Amp | 2.58 N/Amp |
| Back EMF | 0.07 V/ips | 2.58 V/m/sec |
| Continuous Force | 0.12 LBS | 0.53 N |
| Max Power @ 100% Duty | 0.4 Watts | |
| Peak Force | 0.36 LBS | 1.60 N |
| Max Power @ 10% Duty | 3.6 Watts | |



H2W Technologies, Inc.
 Santa Clarita, CA 91350 USA
 Tel: (661) 291-1620
www.h2wtech.com

These drawings and specifications are the property of H2W Technologies, Inc. They are issued in confidence and shall not be reproduced, copied, or used without written permission from H2W Technologies, Inc.

UNLESS SPECIFIED OTHERWISE:
 All dimensions are in inches
 Standard Tolerances are as follows
 .XXX \pm .005 ANGLES \pm .1°
 .XX \pm .010 FILLETS .010
 .X \pm .020 CORNERS .010
 Remove All Burrs and Sharp Edges

**FOR
REFERENCE
ONLY**

MATERIAL

FINISH

TITLE

Voice Coil Actuator
 Model #: NCC03-07-001-1V

DWG #

30-0629

REV

A

DATE

11-27-07

SHEET

2 of 2